PHILIPS

**OmniWire**

Pressure guide wire

# Solid core.
# No compromise.

## Introducing Philips OmniWire, the world's first solid core pressure wire[1]

With an all new workhorse design, only OmniWire combines confidence in wire performance with proven iFR outcomes and iFR Co-registration, making it easy to benefit from physiology throughout the case.[2,3,4]

## Built like a contemporary workhorse guide wire

New design from tip-to-tail to improve navigation in complex anatomy

- New Nitinol distal core provides increased durability and shape recovery: ideal for use in multi-vessel disease and complex cases.
- Unique solid core for improved torque, pushability and kink resistance.
- Durable, integrated conductive bands for confidence during device delivery, reconnections and post-measurements.

# More core. **Less hypotube.**

Until now, all pressure wires used a hollow hypotube to house electrical leads or optical fibers that carry the pressure signals. OmniWire uses a solid construction with conductive ribbons embedded in its outer layer. This innovation makes a larger solid core possible, similar to the design of your workhorse wire for improved durability, torque response and pushability, with a reduced risk of kinking.[4]

**Traditional pressure wire**

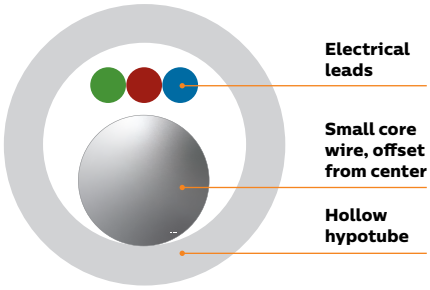


**OmniWire with solid core**

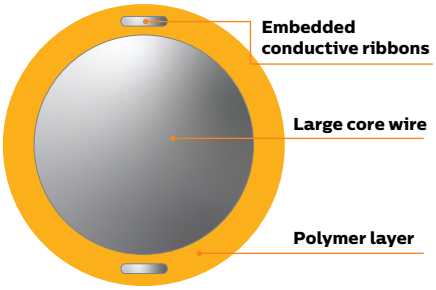


**Workhorse guide wire***

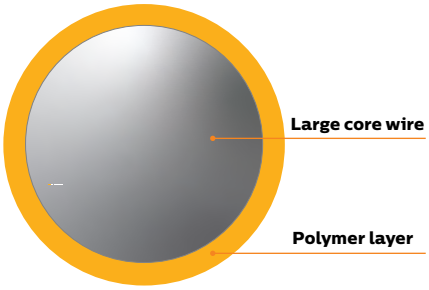


## Order information

- 89185 OmniWire pressure guide wire, 185 cm, straight tip
- 89185J OmniWire pressure guide wire, 185 cm, j-tip

## Technical specifications

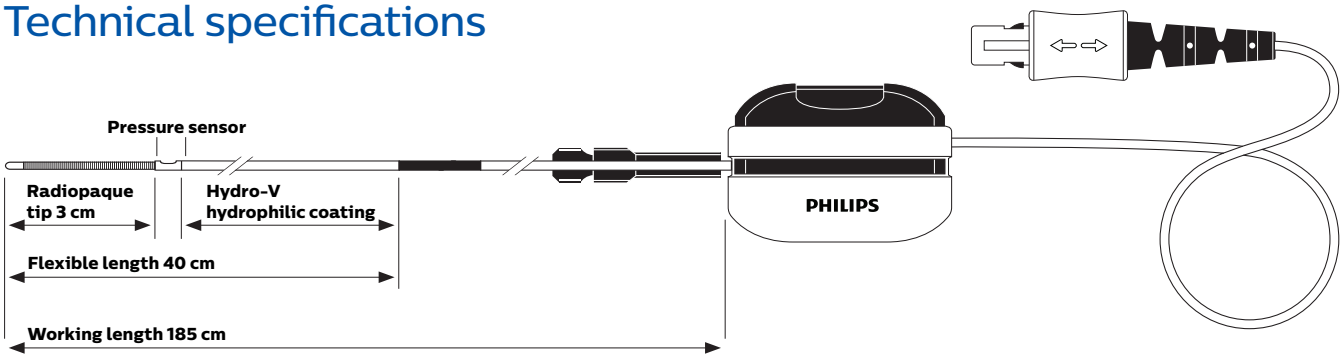


**Learn more at www.philips.com/OmniWire**

* Proximal cross-section. Not to scale, for illustration purposes only.


1. Data on file.
2. Davies JE, et al., Use of the Instantaneous Wave-free Ratio or Fractional Flow Reserve in PCI. N Engl J Med. 2017 May 11;376(19):1824-1834.
3. Gotberg M, et al., iFR-SWEDEHEART Investigators. Instantaneous Wave-free Ratio versus Fractional Flow Reserve to Guide PCI. N Engl J Med. 2017 May 11;376(19):1813-1823.
4. Comparisons to Verrata Plus. Data/report internally on file or internal company's data on file. Verification Report, D000410086/A



©2020 Koninklijke Philips N.V. All rights reserved.
Approved for external distribution.
D053801-01 062020



**Philips**
3721 Valley Centre Drive, Suite 500
San Diego, CA 92130 USA
www.philips.com/IGTdevices